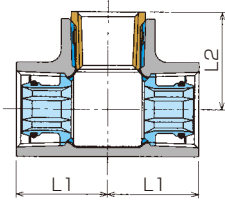


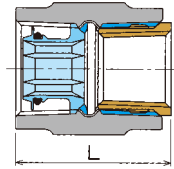
給水栓径違いチーズ



● ZWRT

呼び	L1	L2
3/4 × 1/2	32	35
1 × 1/2	34	38
1 × 3/4	38	41

給水栓径違いソケット

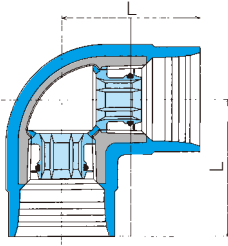


● ZWRS

呼び	L
3/4 × 1/2	43
1 × 3/4	48

● RCF - MK 型 標準品

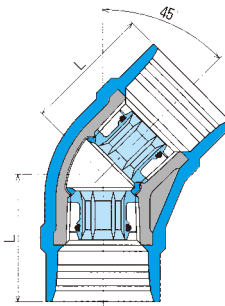
エルボ



● L

呼び	L
1/2	47
3/4	52
1	62
1 1/4	70
1 1/2	72
2	82
2 1/2	95
3	105
4	125
5	144

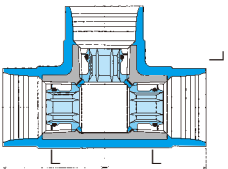
45° エルボ



● 45° L

呼び	L
1/2	41
3/4	45
1	53
1 1/4	58
1 1/2	61
2	67
2 1/2	75
3	81
4	93

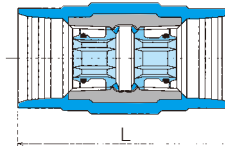
チーズ



● T

呼び	L
1/2	47
3/4	52
1	62
1 1/4	72
1 1/2	74
2	83
2 1/2	99
3	108
4	127

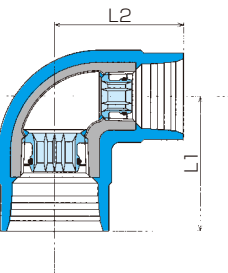
ソケット



● S

呼び	L
1/2	75
3/4	80
1	97
1 1/4	102
1 1/2	107
2	112
2 1/2	130
3	135
4	145
5	

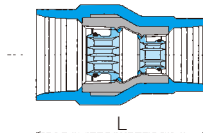
径違いエルボ



● RL

呼び	L1	L2
3/4 × 1/2	49	50
1 × 3/4	58	55
1 1/4 × 1	64	66
1 1/2 × 1 1/4	69	72
2 × 1 1/2	77	79
2 1/2 × 2	87	91
3 × 2 1/2	100	102
4 × 3	110	117

径違いソケット



● RS

呼び	L
3/4 × 1/2	78
1 × 1/2	88
1 × 3/4	88
1 1/4 × 3/4	94
1 1/4 × 1	100
1 1/2 × 3/4	98
1 1/2 × 1	104
1 1/2 × 1 1/4	104
2 × 1 1/4	110
2 × 1 1/2	110
2 1/2 × 2	121
3 × 2	128
3 × 2 1/2	132
4 × 3	145