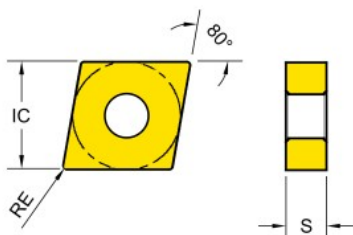






Turning Inserts - Negative CNMG (80° Rhombic)



Series	IC	S
CN** 0903	9.525	3.18
CN** 0904	9.525	4.76
CN** 1204	12.700	4.76
CN** 1606	15.875	6.35
CN** 1906	19.050	6.35

EDP 2200..

● : Stock item ○ : Order made item

CNMG	Designation	RE	Fn (mm/rev.)	Ap (mm)	K10	P05	P10	P15	P10	P20	P30	P20	M25	M15	M30	M40	S10	P15	M15	N20	N20			
					YG1010	YG1001	YG3010	YG3015	YG3115	YG3020	YG3030	YG801	YG2025	YG211	YG213	YG214	YG401	YT100	YG100	YG10	K20	K30	K15	
-MF  Stainless steel Finishing	CNMG 120404 - MF	0.4	0.07 ~ 0.3	0.2 ~ 1.5																				
	CNMG 120408 - MF	0.8	0.07 ~ 0.3	0.2 ~ 1.5																				
	CNMG 120412 - MF	1.2	0.07 ~ 0.3	0.2 ~ 1.5																				
-MM  Stainless steel Medium	CNMG 120404 - MM	0.4	0.20 ~ 0.35	0.5 ~ 3.5																				
	CNMG 120408 - MM	0.8	0.20 ~ 0.35	1.0 ~ 3.5																				
	CNMG 120412 - MM	1.2	0.20 ~ 0.35	1.5 ~ 3.5																				
	CNMG 190608 - MM	0.8	0.20 ~ 0.50	2.0 ~ 5.5																				
-MG  Stainless steel General	CNMG 120404 - MG	0.4	0.20 ~ 0.40	0.5 ~ 4.0																				
	CNMG 120408 - MG	0.8	0.20 ~ 0.40	1.0 ~ 4.0																				
	CNMG 120412 - MG	1.2	0.20 ~ 0.40	1.5 ~ 4.0																				
	CNMG 160608 - MG	0.8	0.20 ~ 0.45	1.0 ~ 4.0																				
	CNMG 160612 - MG	1.2	0.20 ~ 0.50	2.0 ~ 4.0																				
	CNMG 160616 - MG	1.6	0.20 ~ 0.50	2.0 ~ 4.0																				
	CNMG 190616 - MG	1.6	0.20 ~ 0.50	2.0 ~ 5.0																				
-MR  Stainless steel Roughing	CNMG 120408 - MR	0.8	0.30 ~ 0.55	2.0 ~ 5.5																				
	CNMG 120412 - MR	1.2	0.30 ~ 0.55	2.0 ~ 5.5																				
	CNMG 120416 - MR	1.6	0.30 ~ 0.55	2.0 ~ 5.5																				